

epIQ-Scope-1001

epIQ-Scope™

4-channel Sampling Oscilloscope

SPEC SHEET

epIQ-Scope is a compact and versatile 4-channel 25 GHz bandwidth sampling oscilloscope suitable for a wide range of applications.

With industry-leading 16-bit resolution, 60 dB dynamic range and a sequential sampling rate of 1 MS/s, it enables the quick formation of waveforms, eye diagrams and histograms for cost-effective and efficient measurement.



coherent
solutions

complexity made simple.

Features



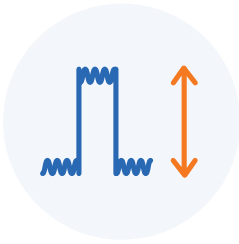
4 channel, 25 GHz bandwidth sampling oscilloscope

epIQ-Scope is a cost-effective solution for high-speed data analysis across a broad range of applications: telecom and radar manufacturing, design of digital systems, optical fiber and transceiver testing and semiconductor characterization.



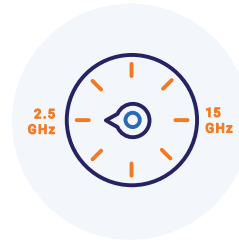
16-bit vertical resolution

16-bit vertical resolution produces crisp, high-resolution waveforms so you can generate more insights in less time.



60 dB dynamic range

Get detailed and accurate insights into the low-intensity features of your signal with the high 60 dB dynamic range.



Direct and prescaled trigger input modes up to 15GHz

epIQ-Scope operates with wide range of trigger frequencies either directly for repetition rates up to 2.5 GHz, or via a prescaling divider input for repetition rates up to 15 GHz.



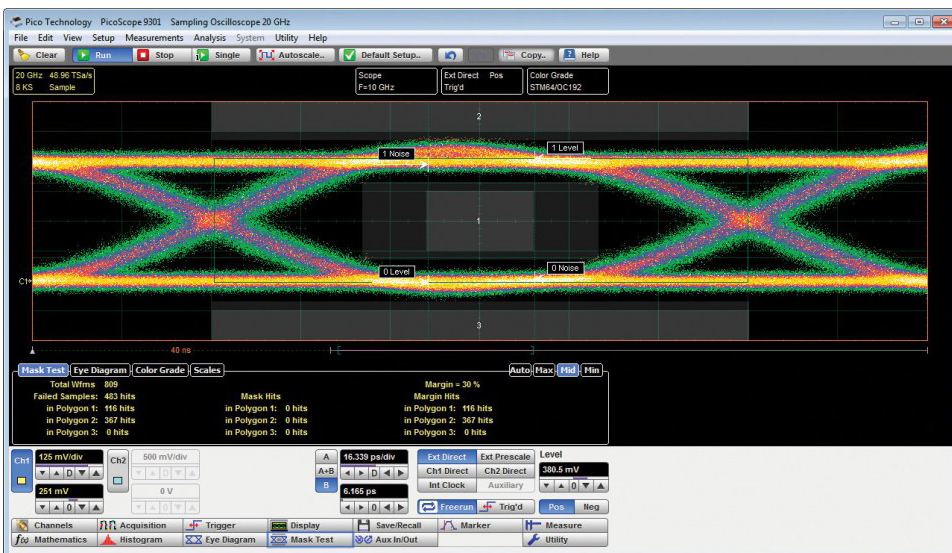
Compact instrument with USB or Ethernet connectivity

epIQ-Scope's compact size takes up very little benchtop space and makes it a portable, versatile instrument.

Target Applications

- Datacom NRZ or PAM4 up to 32 GBaud
- Connectivity standards testing : Ethernet, HDMI 1, HDMI 2, PCI, SATA, USB 2.0, USB 3.0
- RF, microwave and gigabit digital system measurements

Powered by PicoScope®



Technical Specifications

RF Inputs	epIQ-Scope
Number of channels	4
RF input	Single-ended
RF connector	2.92 mm
Impedance (ohms)	50 ± 1
Bandwidth (GHz)	25
Rise time (10%-90%)ps	14.0 ps
Noise floor	<1.9 mV rms (Typical) 2.5 mV rms (Max)
Max input (V)	1 v pk-pk
Sensitivity (mV)	Adjustable 1 mV/div to 500 mV/div
Resolution	16 bit
Record length	Adjustable 32 to 32768

Trigger Inputs	
Modes	External direct, external prescaled, internal direct and internal clock triggers
External direct trigger bandwidth and sensitivity	DC to 100 MHz : 100 mV pk-pk; to 2.5 GHz: 200 mV pk-pk
External direct trigger jitter	1.8 ps RMS (Typical) or 2.0 ps RMS (Max) + 20 ppm of delay setting
External prescaled trigger bandwidth and sensitivity	1 to 14 GHz, 200 mV pk-pk to 2 V pk-pk
External prescaled trigger jitter	1.8 ps RMS (Typical) or 2.0 RMS (Max) + 20 ppm of delay setting
Pattern sync trigger clock frequency	10 MHz to 14 GHz
Pattern sync trigger pattern length	7 to 8 388 607 (223-1)

General Specifications	
PC connections	USB and Ethernet
DC Power	12 V, 1.7 A
AC/DC Power supply included	100 - 240 VAC, 50-60 Hz
Dimensions H x W x D	44.3 x 220 x 300mm 1.8 x 8.7 x 11.8 inch
Weight	~ 2 kg ~ 4.4 lbs
Operating temperature range	5 °C to 35 °C 41 °F to 95 °F
Storage temperature range	-20 °C to 50 °C -4 °F to 120 °F

SPECS AS AT FEBRUARY 2019

Ordering Information

ScopeEplQ - 1001



Product Warranty

This product comes with a 3 year warranty.

About Coherent Solutions

Coherent Solutions is a world-leader in photonics test and measurement. Our portfolio of benchtop and modular test instruments is rapidly expanding to meet the needs of scientists, engineers and manufacturers around the world. No matter where you are, we'll work with you to solve complex problems with simple, intuitive solutions.

To find out more, get in touch with us today.

Coherent Solutions Ltd

General enquiries: sales@coherent-solutions.com

Technical support: support@coherent-solutions.com

Telephone: +64 9 478 4849

North America: +1-800-803-8872

www.coherent-solutions.com

 www.linkedin.com/company/coherent-solutions-ltd

 www.facebook.com/CoherentSolutionsLtd

 www.youtube.com/CoherentSolutionsLtd

© 2019 Coherent Solutions Ltd. All rights reserved. No part of this publication may be reproduced, adapted, or translated in any form or by any means without the prior permission from Coherent Solutions Ltd. All specifications are subject to change without notice. Please contact Coherent Solutions for the latest information.

