



PassivePXle indicative image only

PassivePXle

Passive Component Integration

SPEC SHEET

Coherent Solutions' PassivePXle integrates passive components of your choice in a single or dual slot PXI module.

PassivePXle can be customized with a wide range of passive components: WDM couplers, splitters, circulators, band-pass filters, PM beamsplitters, MUX, DeMUX and more.

Get the most out of your PXI test system and support simpler, integrated electrical-optical testing in a single chassis.



Standard PassivePXle configurations

PassivePXle can be customized to meet your specific requirements. If you don't see what you need below, please contact us.

Model Number	Configuration	Slot count
PassivePXle-1001-FA	1310 nm 1x2 (50/50) splitter. FC/APC Connector.	1
PassivePXle-1002-FA	1260 to 1650 nm 1x4 (25/25/25/25) splitter. FC/APC Connector.	1
PassivePXle-1003-SA	CWDM8 MUX. SC/APC Connector.	2
PassivePXle-1004-SA	CWDM8 DeMUX. SC/APC Connector.	2
PassivePXle-1005-FA	1310 nm 1x2 (99/1) splitter. FC/APC Connector.	1
PassivePXle-1006-FA	CWDM4 MUX. FC/APC Connector.	1
PassivePXle-1007-FA	CWDM4 DeMUX. FC/APC Connector.	1
PassivePXle-1008-FA	1550 nm 1x2 (50/50) splitter. FC/APC Connector.	1
PassivePXle-1009-FA	1550 nm optical circulator. FC/APC Connector.	1
PassivePXle-1010-SA	1310 nm 1x8 splitter. SC/APC Connector.	2
PassivePXle-1011-SA	1260 to 1650 nm, 1x16 fiber tree splitter, SMF28 fiber. SC/APC Connector.	2
PassivePXle-1301-FA	1310 nm PM fiber 1x2 (50/50) splitter. FC/APC Connector.	1
PassivePXle-1302-FA	1550 nm PM fiber 1x4 (25/25/25/25) splitter. FC/APC Connector.	1

Product Specifications

For models not listed here please contact us.

Product Specifications	1301
Model description	1310nm PM fiber 1x2 (50/50) splitter. FC/APC Connector.
Center wavelength	1310 nm
Port configuration	1 x 2
Split ratio	50:50
Bandwidth	± 40 nm
Return loss	≥ 50 dB
Insertion loss	< 3.8 dB
Extinction ratio	≥ 20 dB
Fiber type	PM Panda fiber all ports
Axis transmission	Slow axis and fast axis both working
Axis alignment	Slow axis aligned to connector key

Product Specifications	1302
Model description	1550nm PM fiber 1×4 (25/25/25/25) splitter. FC/APC Connector.
Center wavelength	1550 nm
Port configuration	1 x 4
Split ratio	25:25:25:25
Bandwidth	± 30 nm
Return loss	≥ 7.8 dB
Extinction ratio	≥ 20 dB
Insertion loss	≥ 50 dB
Fiber type	PM Panda fiber all ports
Axis transmission	Slow axis and fast axis both working
Axis alignment	Slow axis aligned to connector key

SPECS AS OF MAY 2019

Ordering Information

PassivePXIe - XXXX - X - XX

Model number

- 1001** = 1310 nm 1×2 (50/50) splitter
- 1002** = 1260 to 1650 nm
1×4 (25/25/25/25) splitter
- 1003** = CWDM8 MUX
- 1004** = CWDM8 DeMUX
- 1005** = 1310 nm 1×2 (99/1) splitter
- 1006** = CWDM4 MUX
- 1007** = CWDM4 DeMUX
- 1008** = 1550 nm 1×2 (50/50) splitter
- 1009** = 1550 nm optical circulator
- 1010** = 1310 nm 1×8 splitter
- 1011** = 1260 to 1650 nm, 1×16 fiber tree
splitter, SMF28 fiber
- 1301** = 1310 nm PM fiber 1×2
(50/50) splitter
- 1302** = 1550 nm PM fiber 1×4
(25/25/25/25) splitter

Connector type

FA = FC/APC
SA = SC/APC

Number of channels

1 = 1 Channel
2 = 2 Channels

About Coherent Solutions




Coherent Solutions is the world-leader in PXI optical test and measurement. Our portfolio of PXI optical test modules is rapidly expanding to meet the needs of engineers and scientists around the globe. From enabling pioneering experiments to driving highly-efficient production testing, you'll find us working with customers to solve complex problems with simple and intuitive solutions.

To find out more, get in touch with us today.

Coherent Solutions Ltd

General enquiries: sales@coherent-solutions.com
Technical support: support@coherent-solutions.com
Telephone: +64 9 478 4849
North America: +1-800-803-8872

www.coherent-solutions.com

 www.linkedin.com/company/coherent-solutions-ltd
 www.facebook.com/CoherentSolutionsLtd
 www.youtube.com/CoherentSolutionsLtd